



## IMA Commission on New Minerals, Nomenclature and Classification (CNMNC) Newsletter 38

---

### NEW MINERALS AND NOMENCLATURE MODIFICATIONS APPROVED IN 2017

ULF HÅLENIUS (CHAIRMAN, CNMNC)<sup>1</sup>, FRÉDÉRIC HATERT (VICE-CHAIRMAN, CNMNC)<sup>2</sup>, MARCO PASERO (VICE-CHAIRMAN, CNMNC)<sup>3</sup> and STUART J. MILLS (SECRETARY, CNMNC)<sup>4</sup>

<sup>1</sup> Department of Geosciences, Naturhistoriska Riksmuseet, Box 50007, 104 05 Stockholm, Sweden – [ulf.halenius@nrm.se](mailto:ulf.halenius@nrm.se)

<sup>2</sup> Laboratoire de Minéralogie, Université de Liège, 4000 Liège, Belgium – [fhatert@ulg.ac.be](mailto:fhatert@ulg.ac.be)

<sup>3</sup> Dipartimento di Scienze della Terra, Università di Pisa, Via Santa Maria 53, 56126 Pisa, Italy – [marco.pasero@unipi.it](mailto:marco.pasero@unipi.it)

<sup>4</sup> Geosciences, Museum Victoria, PO Box 666, Melbourne, Victoria 3001, Australia – [smills@museum.vic.gov.au](mailto:smills@museum.vic.gov.au)

The information given here is provided by the IMA Commission on New Minerals, Nomenclature and Classification for comparative purposes and as a service to mineralogists working on new species.

Each mineral is described in the following format:

**Mineral name, if the authors agree on its release prior to the full description appearing in press**

Chemical formula

Type locality

Full authorship of proposal

E-mail address of corresponding author

Relationship to other minerals

Crystal system, Space group; Structure determined, yes or no

Unit-cell parameters

Strongest lines in the X-ray powder diffraction pattern

Type specimen repository and specimen number

Citation details for the mineral prior to publication of full description

**Citation details concern the fact that this information will be published in the *European Journal of Mineralogy* on a routine basis, as well as being added month by month to the Commission's web site.**

**It is still a requirement for the authors to publish a full description of the new mineral.**

NO OTHER INFORMATION WILL BE RELEASED BY THE COMMISSION

### NEW MINERAL PROPOSALS APPROVED IN JUNE 2017

IMA No. **2017-018**

Shenzhuangite

NiFeS<sub>2</sub>

Suizhou meteorite, fell in Dayanpo, 12.5 km SE of Suizhou, Hubei, China

Luca Bindi\* and Xiande Xie

DOI: [10.1127/ejm/2017/0029-2680](https://doi.org/10.1127/ejm/2017/0029-2680)

\*E-mail: [luca.bindi@unifi.it](mailto:luca.bindi@unifi.it)

Chalcopyrite group

Tetragonal:  $I\bar{4}2d$ ; structure determined

$a = 5.3121(4)$ ,  $c = 10.4772(7)$  Å

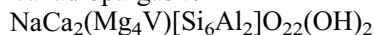
3.05(100), 2.652(5), 1.875(20), 1.591(25), 1.330(5), 1.215(10), 1.080(10)

Type material is deposited in the mineralogical collections of the Museo di Storia Naturale, Università di Firenze, Via La Pira 4, I-50121, Firenze, Italy, catalogue number 3238/I

How to cite: Bindi, L. & Xie, X. (2017): Shenzhuan-gite, IMA 2017-018. CNMNC Newsletter No. 38, August 2017, page 777; *European Journal of Mineralogy*, **29**, 777–781.

IMA No. **2017-019**

Vanadiopargasite



Pereval marble quarry, near Sludyanka town, Irkutsk region, Southern Lake Baikal, Siberia, Russia (51°37'N, 103°38'E)

Leonid Z. Reznitsky\*, Evgeny V. Sklyarov, Georgia Cametti, Thomas Armbruster, Zinaida F. Ushchapovskaya, Ludmila F. Suvorova and Igor G. Barash

\*E-mail: garry@crust.irk.ru

Amphibole supergroup

Monoclinic:  $C2/m$ ; structure determined

$a = 9.914(3)$ ,  $b = 18.003(2)$ ,  $c = 5.300(2)$  Å,  $\beta = 105.69(3)^\circ$   
8.98(15), 8.43(40), 3.27(30), 3.14(100), 2.82(35), 2.70(18), 2.34(15), 1.445(25)

Type material is deposited in the collections of the Fersman Mineralogical Museum, Russian Academy of Sciences, Moscow, Russia, catalogue numbers 5035/1, 5035/2 and 5035/3

How to cite: Reznitsky, L.Z., Sklyarov, E.V., Cametti, G., Armbruster, T., Ushchapovskaya, Z.F., Suvorova, L.F., Barash, I.G. (2017): Vanadiopargasite, IMA 2017-019. CNMNC Newsletter No. 38, August 2017, page 778; *European Journal of Mineralogy*, **29**, 777–781.

IMA No. **2017-020**

Alumoedtollite



Arsenatnaya fumarole, Second scoria cone of the Northern Breakthrough of the Great Tolbachik Fissure Eruption, Tolbachik volcano, Kamchatka Peninsula, Far-Eastern Region, Russia (55°41'N, 160°14'E, 1200 m asl)

Igor V. Pekov\*, Natalia V. Zubkova, Atali A. Agakhanov, Evgeny G. Sidorov, Dmitry A. Ksenofontov, Sergey N. Britvin and Dmitry Y. Pushcharovsky

\*E-mail: igorpekov@mail.ru

The Al analogue of edtollite

Triclinic:  $P\bar{1}$ ; structure determined

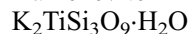
$a = 5.090(1)$ ,  $b = 9.078(1)$ ,  $c = 9.6658(2)$  Å,  $\alpha = 110.33(2)$ ,  $\beta = 102.46(2)$ ,  $\gamma = 92.79(1)^\circ$   
8.78(100), 7.62(67), 3.418(100), 3.147(52), 2.843(51), 2.558(58), 2.544(65), 2.528(52)

Type material is deposited in the collections of the Fersman Mineralogical Museum, Russian Academy of Sciences, Moscow, Russia, catalogue number 5032/1

How to cite: Pekov, I.V., Zubkova, N.V., Agakhanov, A. A., Sidorov, E.G., Ksenofontov, D.A., Britvin, S.N., Pushcharovsky, D.Y. (2017): Alumoedtollite, IMA 2017-020. CNMNC Newsletter No. 38, August 2017, page 778; *European Journal of Mineralogy*, **29**, 777–781.

IMA No. **2017-021**

Kamenevite



Oleniy Ruchey underground mine, Mt. Suoluaiv, Khibiny, Kola Peninsula, Russia

Igor V. Pekov\*, Natalia V. Zubkova, Vasiliy O. Yapaskurt, Dmitry I. Belakovskiy, Inna S. Lykova, Sergey N. Britvin, Anna G. Turchkova and Dmitry Y. Pushcharovsky

\*E-mail: igorpekov@mail.ru

The Ti analogue of umbite

Orthorhombic:  $P2_12_12_1$ ; structure determined

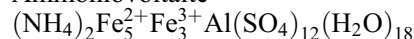
$a = 9.9166(4)$ ,  $b = 12.9561(5)$ ,  $c = 7.1374(3)$  Å  
7.92(70), 6.51(47), 5.823(95), 3.213(38), 2.988(84), 2.954(100), 2.906(68), 2.834(69)

Type material is deposited in the collections of the Fersman Mineralogical Museum, Russian Academy of Sciences, Moscow, Russia, catalogue number 5027/1

How to cite: Pekov, I.V., Zubkova, N.V., Yapaskurt, V. O., Belakovskiy, D.I., Lykova, I.S., Britvin, S.N., Turchkova, A.G., Pushcharovsky, D.Y. (2017): Kamenevite, IMA 2017-021. CNMNC Newsletter No. 38, August 2017, page 778; *European Journal of Mineralogy*, **29**, 777–781.

IMA No. **2017-022**

Ammoniovoltaite



Severo-Kambalny geothermal field, Kambalny volcanic ridge, Kamchatka Peninsula, Russia (51.42854°N, 156.87341°E)

Elena S. Zhitova\*, Oleg I. Siidra, Vladimir V. Shilovskikh, Dmitry I. Belakovskiy, Anton A. Nuzhdaev and Rezeda M. Ismagilova

\*E-mail: zhitova\_es@mail.ru

Voltaite group

Cubic:  $Fd\bar{3}c$ ; structure determined

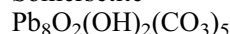
$a = 27.250(1)$  Å  
9.67(74), 7.90(56), 5.58(84), 3.560(100), 3.418(100), 3.057(28), 2.866(37), 2.091(33)

Type material is deposited in the collections of the Fersman Mineralogical Museum, Russian Academy of Sciences, Leninsky prospect 18 korp 2, Moscow 119071, Russia, catalogue number 5030/1

How to cite: Zhitova, E.S., Siidra, O.I., Shilovskikh, V. V., Belakovskiy, D.I., Nuzhdaev, A.A., Ismagilova, R. M. (2017): Ammoniovoltaite, IMA 2017-022. CNMNC Newsletter No. 38, August 2017, page 778; *European Journal of Mineralogy*, **29**, 777–781.

IMA No. **2017-024**

Somersetite



Torr Works (Merehead) Quarry, East Cranmore, Somerset, England, UK

Oleg I. Siidra\*, Diana O. Nekrasova, Rick Turner, Anatoly N. Zaitsev, Nikita V. Chukanov, John Spratt, Yury S. Polekhovskiy and Mike Rumsey

\*E-mail: o.siidra@spbu.ru

## New structure type

Trigonal:  $P31c$ ; structure determined $a = 5.2427(7)$ ,  $c = 40.624(6)$  Å

4.308(33), 4.148(25), 3.581(40), 3.390(100), 3.206(55), 2.625(78), 2.544(94), 2.119(27)

Type material is deposited in the collections of the Department of Mineralogy, Saint-Petersburg State University, Saint-Petersburg, Russia, catalogue number 1/19661

How to cite: Siidra, O.I., Nekrasova, D.O., Turner, R., Zaitsev, A.N., Chukanov, N.V., Spratt, J., Polekhovskiy, J.S., Rumsey, M. (2017): Somersetite, IMA 2017-024. CNMNC Newsletter No. 38, August 2017, page 778; *European Journal of Mineralogy*, **29**, 777–781.

## IMA No. 2017-025

Triazolite

 $\text{NaCu}_2(\text{N}_3\text{C}_2\text{H}_2)_2(\text{NH}_3)_2\text{Cl}_3 \cdot 4\text{H}_2\text{O}$ 

Pabellón de Pica Mountain, 1.5 km south of Chanabaya village, Iquique Province, Tarapacá Region, Chile (20°54'32"S, 70°8'17"W)

Nikita V. Chukanov\*, Natalia V. Zubkova, Gerhard Möhn, Igor V. Pekov, Dmitriy I. Belakovskiy, Konstantin V. Van, Sergey N. Britvin and Dmitry Y. Pushcharovskiy

\*E-mail: nikchukanov@yandex.ru

Chemically and structurally related to chanabayaite

Orthorhombic:  $P2_12_12_1$ ; structure determined $a = 19.3575(5)$ ,  $b = 7.1572(2)$ ,  $c = 12.5020(4)$  Å

10.22(97), 6.135(40), 5.696(17), 5.182(59), 5.119(100), 4.854(19), 3.294(18), 2.202(18)

Type material is deposited in the collections of the Fersman Mineralogical Museum, Russian Academy of Sciences, Moscow, Russia, registration number 5037/1

How to cite: Chukanov, N.V., Zubkova, N.V., Möhn, G., Pekov, I.V., Belakovskiy, D.I., Van, K.I., Britvin, S. N., Pushcharovskiy, D.Y. (2017): Triazolite, IMA 2017-025. CNMNC Newsletter No. 38, August 2017, page 779; *European Journal of Mineralogy*, **29**, 777–781.

## IMA No. 2017-026

Valleyite

 $\text{Ca}_4\text{Fe}_6\text{O}_{13}$ 

Menan Volcanic Complex, near Rexburg, Madison Co., Idaho, USA

Huifang Xu\*, Seungyeol Lee, Hongwu Xu, Ryan Jacobs, and Dane Morgan

\*E-mail: hfxu@geology.wisc.edu

Structurally related to sodalite

Cubic:  $I\bar{4}3m$ ; structure determined $a = 8.8852(7)$  Å

6.287(57), 4.439(6), 3.628(100), 3.139(9), 2.801(39), 2.564(29), 2.375(12), 2.098(7)

Type material is deposited in the mineralogical collections of the Geology Museum of the Department of Geoscience, University of Wisconsin, 1215 West Dayton St., Madison, WI 53706, USA, catalogue number UWGM 4062 and UWGM 4063

How to cite: Xu, H., Lee, S., Xu, H., Jacobs, R., Morgan, D. (2017): Valleyite, IMA 2017-026. CNMNC Newsletter No. 38, August 2017, page 779; *European Journal of Mineralogy*, **29**, 777–781.

## IMA No. 2017-028

Manganiakasakaite-(La)

 $\text{CaLaMn}^{3+}\text{AlMn}^{2+}(\text{Si}_2\text{O}_7)(\text{SiO}_4)\text{O}(\text{OH})$ 

Monte Maniglia mine, Bellino, Varaita Valley, Cuneo Province, Piedmont, Italy (44°33'42.5"N, 6°54'59.2"E)

Cristian Biagioni\*, Marco E. Ciriotti, Roberto Bracco, Marco Pasero and Federica Zaccarini

\*E-mail: cristian.biagioni@unipi.it

Epidote supergroup

Monoclinic:  $P2_1/m$ ; structure determined $a = 8.906(1)$ ,  $b = 5.7294(6)$ ,  $c = 10.113(1)$  Å, $\beta = 113.713(5)^\circ$ 

3.516(m), 2.899(s), 2.711(ms), 2.621(m), 2.179(mw), 2.109(m), 1.665(m), 1.438(m)

Type material is deposited in the mineralogical collections of the Museo di Storia Naturale, Università di Pisa, Via Roma 79, Calci (PI), Italy, catalogue number 19907

How to cite: Biagioni, C., Ciriotti, M.E., Bracco, R., Pasero, M., Zaccarini, F. (2017): Manganiakasakaite-(La), IMA 2017-028. CNMNC Newsletter No. 38, August 2017, page 779; *European Journal of Mineralogy*, **29**, 777–781.

## IMA No. 2017-029

Ice-VII

 $\text{H}_2\text{O}$ 

As inclusion in a diamond from Orapa, Botswana

Oliver Tschauner\*, Eran Greenberg, Vitali Prakapenka, Chi Ma and Kim Tait

\*E-mail: olivert@physics.unlv.edu

A polymorph of ice

Cubic:  $Pn\bar{3}m$ ; structure determined $a = 3.1633(3)$  Å

2.237(100), 1.582(11), 1.291(23), 1.118(7), 1.000(7), 0.913(2), 0.845(8), 0.791(1)

Type material is deposited in the mineralogical collections of the Royal Ontario Museum, Toronto, Ontario, Canada, accession number M57666

How to cite: Tschauner, O., Greenberg, E., Prakapenka, V., Ma, C., Tait, K. (2017): Ice-VII, IMA 2017-029. CNMNC Newsletter No. 38, August 2017, page 779; *European Journal of Mineralogy*, **29**, 777–781.

## IMA No. 2017-031

Kroupaite

 $\text{KPb}_{0.5}[(\text{UO}_2)_8\text{O}_4(\text{OH})_{10}] \cdot 10\text{H}_2\text{O}$ 

Svornost mine, Jáchymov ore district, Western Bohemia, Czech Republic (50°22'21"N, 12°54'41"E)

Jakub Plášil\*, Anthony R. Kampf, Travis A. Olds, Jiří Sejkora, Radek Škoda, Peter C. Burns and Jiří Čejka

\*E-mail: plasil@fzu.cz

Structurally related to leesite and metaschoepite

Orthorhombic: *Pbca*; structure determined  
 $a = 14.8201(8)$ ,  $b = 14.0958(8)$ ,  $c = 16.765(1)$  Å  
 7.407(100), 3.602(59), 3.224(78), 2.572(16),  
 2.035(21), 1.978(11), 1.798(10), 1.747(7)

Type material is deposited in the mineralogical collections of the National Museum in Prague, Czech Republic, catalogue number no. PIP 16/2017, and the Natural History Museum of Los Angeles County, Los Angeles, CA, USA, catalogue number 66572

How to cite: Plášil, J., Kampf, A.R., Olds, T.A., Sejkora, J., Škoda, R., Burns, P.C., Čejka, J. (2017): Kroupaite, IMA 2017-031. CNMNC Newsletter No. 38, August 2017, page 779; *European Journal of Mineralogy*, **29**, 777–781.

## NEW MINERAL PROPOSALS APPROVED IN JULY 2017

### IMA No. 2017-033

Horákite

$(\text{Bi}_7\text{O}_7\text{OH})[(\text{UO}_2)_4(\text{PO}_4)_2(\text{AsO}_4)_2(\text{OH})_2] \cdot 3.5\text{H}_2\text{O}$

Rovnost mine, Jáchymov ore district, Western Bohemia, Czech Republic (50°22'17"N, 12°53'37"E)

Jakub Plášil\*, Anthony R. Kampf, Jiří Sejkora, Jiří Čejka, Radek Škoda and Jaromír Tvrđý

\*E-mail: plasil@fzu.cz

New structure type

Monoclinic: *C2/c*; structure determined

$a = 21.374(2)$ ,  $b = 15.451(3)$ ,  $c = 12.168(2)$  Å,  
 $\beta = 122.26(1)^\circ$

11.77(100), 6.21(23), 5.55(23), 4.185(27), 3.543(61),  
 3.287(20), 3.144(58), 3.017(98)

Type material is deposited in the mineralogical collections of the National Museum in Prague, Czech Republic, catalogue number no. PIP 17/2017, and the Natural History Museum of Los Angeles County, Los Angeles, CA, USA, catalogue number 66575

How to cite: Plášil, J., Kampf, A.R., Sejkora, J., Škoda, R., Tvrđý, J. (2017): Horákite, IMA 2017-033. CNMNC Newsletter No. 38, August 2017, page 780; *European Journal of Mineralogy*, **29**, 777–781.

### IMA No. 2017-034

Zincovelesite-6N6S

$\text{Zn}_3(\text{Fe}^{3+}, \text{Mn}^{3+}, \text{Al}, \text{Ti})_8\text{O}_{15}(\text{OH})$

4.5 km NW of the village of Nežilovo, 25 km WSW of the city of Veles, Macedonia (41°41'N, 21°25'E)

Nikita V. Chukanov\*, Maria G. Krzhizhanovskaya, Simeon Jančev, Igor V. Pekov, Dmitriy A. Varlamov, Jörg Göttlicher, Vyacheslav S. Rusakov, Yuri S. Polekhovskiy, Vera N. Ermolaeva

\*E-mail: nikchukanov@yandex.ru

Högbomite supergroup

Trigonal: *P3m1*

$a = 5.902(2)$ ,  $c = 55.86(1)$  Å  
 2.952(62), 2.881(61), 2.515(100), 2.493(88),  
 2.451(39), 1.690(19), 1.475(29), 1.441(20)

Type material is deposited in the collections of the Fersman Mineralogical Museum, Russian Academy of Sciences, Moscow, Russia, registration number 4787/1, and the National Institution Macedonian Museum of Natural History, Skopje, Macedonia, registration number PNMG 790

How to cite: Chukanov, N.V., Krzhizhanovskaya, M. G., Jančev, S., Pekov, I.V., Varlamov, D.A., Göttlicher, J., Rusakov, V.S., Polekhovskiy, Y.S., Ermolaeva, V.N. (2017): Zincovelesite-6N6S, IMA 2017-034. CNMNC Newsletter No. 38, August 2017, page 780; *European Journal of Mineralogy*, **29**, 777–781.

### IMA No. 2017-035

Feynmanite

$\text{Na}(\text{UO}_2)(\text{SO}_4)(\text{OH}) \cdot 3.5\text{H}_2\text{O}$

Blue Lizard mine, Red Canyon, White Canyon District, San Juan Co., Utah, USA (37°33'26"N, 110°17'44"W);

Markey mine, Red Canyon, White Canyon District, San Juan Co., Utah, USA (37°32'57"N, 110°18'08"W)

Anthony R. Kampf\*, Travis A. Olds, Jakub Plášil, Joe Marty and Samuel N. Perry

\*E-mail: akampf@nhm.org

Chemically and structurally related to plášilite

Monoclinic: *P2/n*; structure determined

$a = 6.927(3)$ ,  $b = 8.355(4)$ ,  $c = 16.210(7)$  Å,  
 $\beta = 90.543(4)^\circ$

8.37(100), 6.37(33), 5.07(27), 4.053(46), 3.649(25),  
 3.578(28), 3.467(25), 3.213(25)

Cotype material is deposited in the mineralogical collections of the Natural History Museum of Los Angeles County, 900 Exposition Boulevard, Los Angeles, CA 90007, USA, catalogue numbers 66590 and 66591 (Blue Lizard mine), and 66592 and 66593 (Markey mine)

How to cite: Kampf, A.R., Olds, T.A., Plášil, J., Marty, J., Perry, S.N. (2017): Feynmanite, IMA 2017-035. CNMNC Newsletter No. 38, August 2017, page 780; *European Journal of Mineralogy*, **29**, 777–781.

### IMA No. 2017-036

Chenmingite

$\text{FeCr}_2\text{O}_4$

Tissint meteorite, fell at Tata, Morocco (29°28.917'N, 7°36.674'E)

Chi Ma\* and Oliver Tschauner

\*E-mail: chi@gps.caltech.edu

A dimorph of chromite

Orthorhombic: *Pnma*; structure determined

$a = 9.715(6)$ ,  $b = 2.87(1)$ ,  $c = 9.49(7)$  Å  
 2.672(100), 2.637(37), 2.387(49), 2.366(20), 2.071  
 (28), 1.585(23), 1.262(21), 1.431(18)

Type material is deposited in the meteorite collections of the Frank H. McClung Museum, University of Tennessee, Knoxville, Tennessee 37996, USA, Tissint section UT2

How to cite: Ma, C. & Tschauner, O. (2017): Chenmingite, IMA 2017-036. CNMNC Newsletter No. 38, August 2017, page 780; *European Journal of Mineralogy*, **29**, 777–781.

## IMA No. 2017-037

Ferriperbøeite-(Ce)  
 $(\text{CaCe}_3)(\text{Fe}^{3+}\text{Al}_2\text{Fe}^{2+})(\text{Si}_2\text{O}_7)(\text{SiO}_4)_3\text{O}(\text{OH})_2$   
 Bastnäs mines, Skinnskatteberg, Västmanland,  
 Sweden (59°50'47"N, 15°35'15"E)

Luca Bindi\*, Dan Holtstam, Giulia Fantappiè, Ulf B.  
 Andersson and Paola Bonazzi

\*E-mail: luca.bindi@unifi.it

Epidote-törnebohmitte polysomatic series  
 Monoclinic:  $P2_1/m$ ; structure determined  
 $a = 8.9320(4)$ ,  $b = 5.7280(3)$ ,  $c = 17.5549(9)$  Å,  
 $\beta = 116.030(4)^\circ$

4.63(25), 3.498(40), 3.278(15), 2.994(60), 2.868(100),  
 2.442(20), 2.098(25), 1.949(20)

Type material is deposited in the mineralogical  
 collections of the Department of Geosciences, Swedish  
 Museum of Natural History, Box 50007, SE-10405  
 Stockholm, Sweden, collection number no.  
 52:414 = 18520414

How to cite: Bindi, L., Holtstam, D., Fantappiè, G.,  
 Andersson, U.B., Bonazzi, P. (2017) Ferriperbøeite-  
 (Ce), IMA 2017-037. CNMNC Newsletter No. 38,  
 August 2017, page 781; *European Journal of  
 Mineralogy*, **29**, 777–781.

## IMA No. 2017-038

Martinandresite  
 $\text{Ba}_2(\text{Al}_4\text{Si}_{12}\text{O}_{32}) \cdot 10\text{H}_2\text{O}$

Wasenalp, near the Isenwegg peak, Ganter valley,  
 Simplon region, Switzerland (46°16'6"N, 8°5'9"E)

Nikita V. Chukanov\*, Natalia V. Zubkova, Nicolas  
 Meisser, Stefan Ansermet, Stefan Weiss, Igor V. Pekov,  
 Dmitriy I. Belakovskiy, Svetlana A. Vozchikova,  
 Sergey N. Britvin, Dmitry Y. Pushcharovsky

\*E-mail: nikchukanov@yandex.ru

Chemically related to harmotome  
 Orthorhombic:  $Pmmn$ ; structure determined  
 $a = 9.4640(5)$ ,  $b = 14.2288(6)$ ,  $c = 6.9940(4)$  Å  
 6.98(74), 6.26(83), 5.61(100), 3.933(60), 3.191(50),  
 3.170(62), 3.005(79), 2.816(49)

Type material is deposited in the mineralogical  
 collections of the Geological Museum of Lausanne,  
 Switzerland, catalogue number is MGL 093284

How to cite: Chukanov, N.V., Zubkova, N.V., Meisser,  
 N., Ansermet, S., Weiss, S., Pekov, I.V., Belakovskiy,  
 D.I., Vozchikova, S.A., Britvin, S.N., Pushcharovsky,  
 D.Y. (2017): Martinandresite, IMA 2017-038.  
 CNMNC Newsletter No. 38, August 2017, page  
 781; *European Journal of Mineralogy*, **29**, 777–781.

## IMA No. 2017-015a

Axelite  
 $\text{Na}_{14}\text{Cu}_7(\text{AsO}_4)_8\text{F}_2\text{Cl}_2$

Arsenatnaya fumarole, Second scoria cone of the  
 Northern Breakthrough of the Great Tolbachik Fissure  
 Eruption, Tolbachik volcano, Kamchatka Peninsula,  
 Far-Eastern Region, Russia (55°41'N, 160°14'E,  
 1200 m asl)

Igor V. Pekov\*, Natalia V. Zubkova, Atali A.  
 Agakhanov, Vasily O. Yapaskurt, Dmitry I. Belakov-  
 skiy, Sergey N. Britvin, Evgeny G. Sidorov and Dmitry  
 Y. Pushcharovsky

\*E-mail: igorpekov@mail.ru

New structure type

Tetragonal:  $P4bm$ ; structure determined

$a = 14.5957(2)$ ,  $c = 8.3433(2)$  Å  
 8.32(44), 5.156(47), 4.168(21), 3.246(34), 3.180(61),  
 2.747(100), 2.709(36), 2.580(29)

Type material is deposited in the collections of the  
 Fersman Mineralogical Museum, Russian Academy  
 of Sciences, Moscow, Russia, registration number  
 5031/1

How to cite: Pekov, I.V., Zubkova, N.V., Agakhanov,  
 A.A., Yapaskurt, V.O., Belakovskiy, D.I., Britvin, S.N.,  
 Sidorov, E.G., Pushcharovsky, D.Y. (2017): Axelite,  
 IMA 2017-015a. CNMNC Newsletter No. 38, August  
 2017, page 781; *European Journal of Mineralogy*, **29**,  
 777–781.

## REVISED CHEMICAL FORMULA

After the approval of the new mineral markeyite (IMA  
 No. 2016-090; see CNMNC Newsletter 35), the authors  
 of the proposal communicated results of subsequent  
 analytical work on this mineral, which shows higher  
 contents of  $\text{CO}_2$  and lower concentrations of  $\text{H}_2\text{O}$ . The  
 new data were examined carefully by the CNMNC  
 officers and were found reliable. The new revised  
 simplified formula  $\text{Ca}_9(\text{UO}_2)_4(\text{CO}_3)_{13} \cdot 28\text{H}_2\text{O}$  has been  
 approved executively.

## ERRATUM

IMA No. 2017-010 Levantite

In CNMNC Newsletter 37, the type locality was given  
 incorrectly. The correct type locality is: Har Parsa (Mt.  
 Parsa), Hatrurim Basin, Negev Desert, near Arad,  
 Israel (31°12'29"N, 35°16'45.6"E).